CORY LAKES

COMMUNITY DEVELOPMENT DISTRICT

January 21, 2021

BOARD OF SUPERVISORS

REGULAR MEETING

AGENDA

Cory Lakes Community Development District

OFFICE OF THE DISTRICT MANAGER
2300 Glades Road, Suite 410W●Boca Raton, Florida 33431
Phone (561) 571-0010●Fax (561) 571-0013●Toll-free: (877) 276-0889

January 14, 2021

ATTENDEES:
Please identify yourself each time you speak to facilitate accurate transcription of meeting minutes.

Board of Supervisors
Cory Lakes Community Development District

Dear Board Members:

The Board of Supervisors of the Cory Lakes Community Development District will hold a Regular Meeting on January 21, 2021 at 6:00 p.m., at the Cory Lake Beach Club, 10441 Cory Lake Drive, Tampa, Florida 33647. Members of the public may listen to and/or participate in the meeting via Zoom, at https://us02web.zoom.us/j/83824462498, Meeting ID: **838 2446 2498**, or telephonically at **1-929-205-6099**, Meeting ID: **838 2446 2498.** The agenda is as follows:

1. Call to Order/Roll Call
2. Chairman's Opening Comments
3. Other Supervisors' Opening Comments
4. Public Comments *(agenda items)* [3 minutes per speaker]
5. Update: Landscape Activities
6. Update: Allied Universal Security Guard Operations
7. Update: Drainage Remediation Status – Capri Isles
8. Continued Discussion: Reestablishment of Finance Committee
   - Finance Committee Charter
9. Update: Ongoing Settlement Discussions in the Republic Services Oil Leak Matter
10. JOINT SESSION WITH POA
    - Working Together to Utilize POA Powers and CDD Documentation to Enforce Traffic Violations Such as Speeding, Street Parking and Sidewalk Parking
    - Working Together to Utilize POA Community Standards, Powers and CDD Documentation to Ensure Homeowners are Maintaining Street Trees Impacting Sidewalks and Roadways Between CDD Scheduled Prunings, as Well as Certain Reclinatas

11. Committee Reports
    A. Security
    B. Landscape Aquascape Facilities
    C. Spirit Committee
12. Approval of Minutes
    A. Board of Supervisors: December 10, 2020
        I. Summary of Motions
        II. Staff Directives
        III. Regular Meeting
    B. Sunshine Board Online Workshop: December 11, 2020 to January 20, 2021 *(to be provided under separate cover)*
    C. Other
13. Acceptance of Unaudited Financial Statements as of November 30, 2020
14. Staff Reports
    A. District Engineer: *Johnson Engineering, Inc.*
    B. Office Administrator: *Amanda Schewe*
        - Discussion: Costs Associated with Extending Daily Gym Hours
    C. Facilities Manager: *John Hall*
    D. District Manager: *Wrathell, Hunt and Associates, LLC*
        - NEXT MEETING DATE: February 18, 2021 at 6:00 P.M.
            - QUORUM CHECK

Ronald Acoff	☐ **IN PERSON**	☐ **PHONE**	☐ **NO**
Rene Fontcha	☐ **IN PERSON**	☐ **PHONE**	☐ **NO**
Jorge Castillo	☐ **IN PERSON**	☐ **PHONE**	☐ **NO**
Sheila Haque	☐ **IN PERSON**	☐ **PHONE**	☐ **NO**
Sudhir "Sid" Shah	☐ **IN PERSON**	☐ **PHONE**	☐ **NO**

15. Other Business
16. Public Comments *(non-agenda items)*

17. Supervisors' Requests

18. Adjournment

Should you have any questions and/or concerns, please contact me directly at 239-464-7114.

Sincerely,

Chesley E. Adams, Jr.
District Manager

FOR PUBLIC PARTICIPATION

https://us02web.zoom.us/j/83824462498

MEETING ID: 838 2446 2498
OR
CALL IN NUMBER: 1-929-205-6099
MEETING ID: 838 2446 2498

CORY LAKES

COMMUNITY DEVELOPMENT DISTRICT

6

From: Sigona, John <John.Sigona@aus.com>
Sent: Friday, December 11, 2020 1:55 PM
To: Chuck Adams <adamsc@whhassociates.com>; John Hall <clcddfm@corylakescdd.net>
Cc: Benoit, Donald <Donald.Benoit@aus.com>
Subject: RE: Allied revisions

Good Afternoon,

Here is the amended proposal with the requested changes.

ALLIED UNIVERSAL™
There for you.

Cory Lakes CDD - Proposal 3 (AMENDED)						
Position	**Hours Per Week**	**Pay Wage**	**Markup**	**Bill Rate**	**Overtime/Holiday Rate**	**Annual Spend**
Supervisor - Linda Davis	40.0	$15.50	1.446	$22.41	$33.62	$46,612.80
SGT-Reg	80.0	$11.50	1.446	$16.63	$24.95	$69,180.80
S/P Reg	244.0	$11.00	1.446	$15.91	$23.06	$201,866.08
Total Security Hours Per Week	**364.0**					**$317,659.68**
Average Pay Wage						**$12.67**
Cumulative Bill Rate						**$18.32**
Estimated Annual Holiday Cost						**$3,333.63**
Based on the following seven (7) recognized holidays: New Year's Day, President's Day, Memorial Day, 4th of July, Labor Day, Thanksgiving Day, and Christmas Day						
Estimated Subtotal						**$320,993.31**
Sales Tax	**0.0%**					**$0.00**
Estimated Total Annual Cost						**$320,993.31**
Estimated Total Monthly Cost						**$26,749.44**
Estimated Total Weekly Cost						**$6,172.95**
Medical Benefits Based on Participation (Affordable Care Act Compliant Plans)						**Included**

John Sigona
Client Manager | Tampa

Allied Universal
4200 W. Cypress street | Suite 550 | Tampa, FL 33607
C:251.423.3334 | **F**: 813.252.4437
E: john.sigona@aus.com www.aus.com

This e-mail transmission and any documents, files or previous e-mail messages attached to it, are confidential and are protected by the attorney-client privilege and/or work product doctrine. Any and all rights to confidentiality and privilege are not waived, and are hereby specifically preserved. If you are not the intended recipient, or a person responsible for delivering it to the intended recipient, you are hereby notified that any review, disclosure, retention, copying, dissemination, distribution or use of any of the information contained in, or attached to this e-mail transmission is STRICTLY PROHIBITED. If you have received this transmission in error, please immediately notify me by return email or by telephone at the above number and delete the original message and its attachments from your system.

From: Chuck Adams <adamsc@whhassociates.com>
Sent: Friday, December 11, 2020 1:38 PM
To: Sigona, John <John.Sigona@aus.com>; John Hall <clcddfm@corylakescdd.net>
Subject: RE: Allied revisions

They discussed keeping the same spread as the other two options.

Best Regards,

Chesley 'Chuck' Adams
Director of Operations
Wrathell, Hunt and Associates, LLC
(239) 464-7114 ©

FRAUD ALERT ---- DUE TO INCREASED INCIDENTS OF WIRE FRAUD, IF YOU RECEIVE WIRE INSTRUCTIONS FROM OUR OFFICE DO NOT SEND A WIRE.

From: Sigona, John <John.Sigona@aus.com>
Sent: Friday, December 11, 2020 1:35 PM
To: Chuck Adams <adamsc@whhassociates.com>; John Hall <clcddfm@corylakescdd.net>
Subject: RE: Allied revisions

Good Afternoon,

If we keep the billing rates the same that is a 2% cut into our markup from where we currently are. In proposal 3, I kept the administrative markup the same and did not include an 2% increase for PT&I that we have passed to other customers. Are we able to add the current markup of 1.448 to these new requested pay rates?

John Sigona
Client Manager | Tampa

Allied Universal
4200 W. Cypress street | Suite 550 | Tampa, FL 33607
C:251.423.3334 | **F**: 813.252.4437
E: john.sigona@aus.com www.aus.com

This e-mail transmission and any documents, files or previous e-mail messages attached to it, are confidential and are protected by the attorney-client privilege and/or work product doctrine. Any and all rights to confidentiality and privilege are not waived, and are hereby specifically preserved. If you are not the intended recipient, or a person responsible for delivering it to the intended recipient, you are hereby notified that any review, disclosure, retention, copying, dissemination, distribution or use of any of the information contained in, or attached to this e-mail transmission is STRICTLY PROHIBITED. If you have received this transmission in error, please immediately notify me by return email or by telephone at the above number and delete the original message and its attachments from your system.

From: Chuck Adams <adamsc@whhassociates.com>
Sent: Friday, December 11, 2020 1:06 PM
To: John Hall <clcddfm@corylakescdd.net>
Cc: Sigona, John <John.Sigona@aus.com>
Subject: RE: Allied revisions

Email from: adamsc@whhassociates.com

This is an EXTERNAL EMAIL. DO NOT click links or open attachments unless you recognize the sender AND know the content is safe.

Good afternoon

They motioned the following

Option 3 (tiered) modified to include
Add $.50 per hour to supervisor pay
Add $.50 per hour to guard under 1 year pay
Add weekend shift Thurs-Sat

Uniform upgrade proposals for January meeting

Best Regards,

Chesley 'Chuck' Adams
Director of Operations
Wrathell, Hunt and Associates, LLC
(239) 464-7114 ©

FRAUD ALERT ---- DUE TO INCREASED INCIDENTS OF WIRE FRAUD, IF YOU RECEIVE WIRE INSTRUCTIONS FROM OUR OFFICE DO NOT SEND A WIRE.

From: John Hall <clcddfm@corylakescdd.net>
Sent: Friday, December 11, 2020 10:51 AM
To: Chuck Adams <adamsc@whhassociates.com>
Cc: Sigona, John <John.Sigona@aus.com>
Subject: Allied revisions

Good morning Chuck,

Can you please give us a breakdown of the Board's final verdict in regards to the revisions they wanted on the proposals?

Mr. Sigona would like to get the revision before his team for approval today if possible and then back to us.

I have copied Mr. Sigona on this email for ease of process.

Best regards,

John Hall, (Facilities Manager)
Cory Lake Community Development District
10441 Cory Lake Drive
Tampa, FL 33647
(O) 813.986.1031 (C) 813.924.4673
(F) 813.986.1056, (E) clcddfm@corylakescdd.net

CORY LAKES

COMMUNITY DEVELOPMENT DISTRICT

12AI

SUMMARY OF MOTIONS MINUTES OF MEETING
CORY LAKES
COMMUNITY DEVELOPMENT DISTRICT

The Board of Supervisors of the Cory Lakes Community Development District held a Regular Meeting on December 10, 2020 at 6:00 p.m., at the Cory Lake Beach Club, 10441 Cory Lake Drive, Tampa, Florida 33647. Members of the public may listen to and/or participate in the meeting via Zoom, at https://us02web.zoom.us/j/85161096842, and telephonically, at 1-929-205-6099, Meeting ID: 851 6109 6842, for both.

Present were:

Jorge Castillo	Chair
Sudhir (Sid) Shah	Vice Chair
Sheila Haque (via Zoom)	Assistant Secretary
Ronald Acoff	Assistant Secretary
Rene Fontcha	Assistant Secretary

Also present were:

Chuck Adams	District Manager
John Hall	Facilities Manager
Amanda Schewe	Office Administrator
A.J. Forbes	Resident/Security Committee Member
Sheryl Springer	Resident/POA Board Member
Harry Ramphal	Resident/POA President
John Sigona	Allied Universal
Scott Strong	Resident
Maggie Perritt	Resident

On MOTION by Mr. Shah and seconded by Mr. Fontcha, with all in favor, the Allied Universal Proposal Increase/Option #3, with a slight hourly rate increase for Ms. Davis, to $15.50 and to $11.50 for security officers, for less than one year, and inclusion of a weekend shift at the Morris Bridge, namely, Thursday to Saturday nights, effective January 1, 2021, was approved.

On MOTION by Mr. Shah and seconded by Mr. Castillo, with all in favor, the November 19, 2020 Board of Supervisors Staff Directives and Summary of Motions, as presented, and Regular Meeting Minutes, as amended, and the November 20, 2020 to December 9, 2020 Sunshine Board Online Workshop, as presented, were approved.

On MOTION by Mr. Castillo and seconded by Mr. Fontcha, with all in favor, closing out the Capital Projects Fund Series 2013 account and transferring $3,538 from the Capital Projects Fund into the General Fund, was approved.

CORY LAKES

COMMUNITY DEVELOPMENT DISTRICT

12AII

CORY LAKES CDD
December 10, 2020
Board of Supervisors Staff Directives

Facilities Manager

Office Administrator

- Ms. Schewe to email meeting minutes, staff directives and motion summaries to residents as well as post them in "The Islander."

- Ms. Schewe to prepare a list of the costs associated with extending the daily gym hours by the next meeting.

District Engineer

District Counsel

District Manager

- Mr. Adams to include an Allied Universal Update on the next agenda, including uniform upgrades.

- Mr. Adams to prepare a PowerPoint presentation for new supervisors and incorporate it in the February meeting.

- Mr. Adams to prepare a Key Activity Tracker for Mr. Acoff.

CORY LAKES

COMMUNITY DEVELOPMENT DISTRICT

12AIII

DRAFT

MINUTES OF MEETING
CORY LAKES
COMMUNITY DEVELOPMENT DISTRICT

The Board of Supervisors of the Cory Lakes Community Development District held a Regular Meeting on December 10, 2020 at 6:00 p.m., at the Cory Lake Beach Club, 10441 Cory Lake Drive, Tampa, Florida 33647. Members of the public were able to listen to and/or participate in the meeting via Zoom, at https://us02web.zoom.us/j/85161096842, and telephonically, at 1-929-205-6099, Meeting ID: 851 6109 6842, for both.

Present were:

Jorge Castillo	Chair
Sudhir (Sid) Shah	Vice Chair
Sheila Haque (via Zoom)	Assistant Secretary
Ronald Acoff	Assistant Secretary
Rene Fontcha	Assistant Secretary

Also present were:

Chuck Adams	District Manager
John Hall	Facilities Manager
Amanda Schewe	Office Administrator
A.J. Forbes	Resident/Security Committee Member
Sheryl Springer	Resident/POA Board Member
Harry Ramphal	Resident/POA President
John Sigona	Allied Universal
Scott Strong	Resident
Maggie Perritt	Resident

FIRST ORDER OF BUSINESS **Call to Order/Roll Call**

Mr. Castillo called the meeting to order at 6:00 p.m. Supervisors Castillo, Shah, Acoff and Fontcha were present in person. Supervisor Haque was attending via Zoom. In consideration of the COVID-19 pandemic, this meeting was also being held virtually, via Zoom, and telephonically to allow public participation while reducing person-to-person contact.

SECOND ORDER OF BUSINESS **Chairman's Opening Comments**

There being no Chairman's opening comments, the next item followed.

THIRD ORDER OF BUSINESS **Other Supervisors' Opening Comments**

Mr. Acoff urged everyone to stay safe through the holidays and to continue to maintain the great community spirit that was being demonstrated thus far.

FOURTH ORDER OF BUSINESS **Public Comments *(agenda items)* [3 minutes per speaker]**

Resident Harry Ramphal congratulated Mr. Acoff on his election to the Board and commended Mr. Castillo on his leadership and work ethic. He stated that the POA looks forward to the joint meeting with the CDD, in January. He voiced opposition to re-establishing the Finance Committee, which he believed would be redundant and counterproductive.

FIFTH ORDER OF BUSINESS **Update: Landscape Activities**

Mr. Hall gave the following update:

- LMP scored 95.5% on the December landscape inspection completed on November 30.
- Mr. Steve Small, of LMP, would be off for the next seven weeks. Mr. Hall would tour the property with Mr. Small's replacement next week to familiarize him with the current projects.
- Trimming of resident palm trees was completed. Mulching would commence tomorrow.

SIXTH ORDER OF BUSINESS **Discussion/Consideration: Revised Allied Universal Proposal for Security Guard Operations/Fee Increase**

Mr. Castillo stated the Allied Universal (Allied) revised proposed rate increase packet was straightforward. Mr. Sigona stated the three revised pay raise proposals were much more conservative than the previous proposals and each provides additional support for Ms. Davis.

Mr. Sigona responded to questions regarding the turnover rate in 2019, current job openings, a Morris Bridge 3rd shift on weekends, the total security hours per week, overtime, blended rates, upgrading officer uniforms and officer retention. Ms. Haque stated that she would like to reach a decision on the proposed rate increase today. The Board selected Proposal #3, with a few additional allowances or contingencies.

On MOTION by Mr. Shah and seconded by Mr. Fontcha, with all in favor, the Allied Universal Proposal Increase/Option #3, with a slight hourly rate increase for Ms. Davis, to $15.50 and to $11.50 for security officers, for less than one year, and inclusion of a weekend shift at the Morris Bridge, namely, Thursday to Saturday nights, effective January 1, 2021, was approved.

Mr. Sigona would seek approval from his Superiors regarding the additional contingencies, update Mr. Adams within a day and email photographs of upgraded officer uniforms to Management for distribution to the Board before the next meeting. Mr. Adams would include an update from Allied on the next agenda.

SEVENTH ORDER OF BUSINESS **Continued Discussion: Reestablishment of Finance Committee**

- **Finance Committee Charter**

Mr. Adams stated he circulated the mission statement presented and adopted by the previous Finance Committee. Mr. Acoff stated he reviewed a number of well-defined sample charter statements on the internet and was unsure of the protocols to follow to share them with fellow Board Members. He voiced his opinion that a Finance Committee would help resolve District issues and be tangible to the community, similar to the Security Committee. Asked how best to circulate sample charters to Board Members, Mr. Adams stated, to abide by the Sunshine Laws, documents should be forwarded to Management or to Ms. Schewe for dissemination to the Board. This item was deferred to the January meeting.

EIGHTH ORDER OF BUSINESS **Update: Ongoing Settlement Discussions in the Republic Services Oil Leak Matter**

Mr. Adams stated that Special Counsel advised that she contacted opposing Counsel several times and has yet to receive a response. This item was deferred to the January meeting.

NINTH ORDER OF BUSINESS **Status of Joint Meeting with POA**

Mr. Adams stated that Staff scheduled a joint POA/CDD meeting for January 21, 2021 at 7:00 p.m. The CDD Board would meet from 6:00 to 7:00 p.m., pause to participate in the joint meeting from 7:00 to 8:00 p.m., and then re-convene the CDD meeting. The joint meeting

would be structured into the agenda for public knowledge, consumption and participation. Board Members were asked to email discussion items to Management to help set the agenda. Mr. Castillo expressed his belief in the importance of having quarterly meetings with the POA to develop a good partnership for the betterment of the community. Discussion ensued regarding speeding violations, structure of the joint meeting and the Sunshine Laws.

TENTH ORDER OF BUSINESS **Committee Reports**

A. Security

Mr. Forbes thanked the Board for its due diligence regarding Allied. He reported the following:

- There would be no Security Committee meeting in December.
- All code enforcement and CDD incident numbers remained the same.
- The number of tickets issued by State Troopers was in the mid-30s to mid-40s range, which was normal.
- There was nothing out of the ordinary to report regarding Envera.
- He looked forward to the joint CDD/POA meeting in January to address the speeding.

Mr. Forbes stated the November Flu Vaccination event was very successful and asked Ms. Maggie Perritt, a Committee member who spearheaded the event, to give a brief overview. Ms. Hared stated that, although the event was a tremendous success, residents commented that it would have been more impactful had it occurred earlier in the year, as most attendees already received flu vaccines; the goal would be to start the process earlier next year.

Mr. Adams read the following Certificates of Appreciation into the record:

1. "Certificate of Appreciation, Cory Lake CDD awards Ms. Maggie Perritt in appreciation for your dedication and service to the health and safety of Cory Lake Isle (CLI) residents." Signed by Mr. Castillo and Mr. Chuck Adams.
2. "Certificate of Appreciation, Cory Lake CDD awards Amanda Schewe, in appreciation for your ongoing contributions and continued hard work for the CLI Community." Signed by the Chair and the Manager.

In response to Mr. Castillo's question, Mr. Forbes stated the next Security Committee meeting would be on January 4, 2021 at 7:00 p.m.

Mr. Shah thanked Ms. Sheryl Springer for coordinating a very successful Morris Bridge cleanup. He felt that Ms. Springer should be formally commended for her work. Ms. Springer thanked Mr. Shah and the other volunteers for participating in the cleanup and expressed her opinion that Mr. Hall should be recognized, as he has not missed a cleanup since its inception and goes above and beyond to be of service. Mr. Castillo stated Mr. Hall and Ms. Springer would receive commendations for their hard work and dedication to the community.

B. Landscape Aquascape Facilities

There being no report, the next item followed.

C. Spirit Committee

There being no report, the next item followed.

ELEVENTH ORDER OF BUSINESS Approval of Minutes

A. Board of Supervisors: November 19, 2020

I. Summary of Motions

II. Staff Directives

III. Regular Meeting

The following changes were made:

Line 51: Change “Mr.” to “Colonel”

Line 93: Change “his” to “her”

Line 198: Add the sentence “A quote from LMP for fern removal in the palm trees was requested.”

Line 213: Delete “of $290,000”

Line 214: Delete “of $275,000 to $325,000”

Line 233: Delete “with a spike” after “fence”

B. Sunshine Board Online Workshop: November 20, 2020 to December 9, 2020 ***(to be provided under separate cover)***

C. Other

On MOTION by Mr. Shah and seconded by Mr. Castillo, with all in favor, the November 19, 2020 Board of Supervisors Staff Directives and Summary of Motions, as presented, and Regular Meeting Minutes, as amended, and the November 20, 2020 to December 9, 2020 Sunshine Board Online Workshop, as presented, were approved.

Mr. Acoff stated he attended a New Supervisor Orientation webinar, which was very useful and worthwhile to clarify Supervisor duties and the Sunshine Laws. He asked if other Supervisors attended previous webinars. Mr. Adams stated Supervisors are not required to attend but Management attends and shares the information with the Board. Mr. Adams would prepare a PowerPoint presentation for new Supervisors and include it in the February meeting.

TWELFTH ORDER OF BUSINESS **Acceptance of Unaudited Financial Statements as of October 31, 2020**

Mr. Adams presented the Unaudited Financial Statements as of October 31, 2020. As Mr. Acoff could not see all the upcoming events in the budget, Mr. Adams would prepare a Key Activity Tracker for him. He requested approval to transfer funds from one account to another.

On MOTION by Mr. Castillo and seconded by Mr. Fontcha, with all in favor, closing out the Capital Projects Fund Series 2013 account and transferring $3,538 from the Capital Projects Fund into the General Fund, was approved.

THIRTEENTH ORDER OF BUSINESS **Staff Reports**

A. District Engineer: *Johnson Engineering, Inc.*

There being no report, the next item followed.

B. Office Administrator: *Amanda Schewe*

Ms. Schewe presented the December Events Report.

Mr. Castillo asked about posting CDD meeting minutes in "The Islander". Ms. Schewe stated the meeting minutes are posted a few months after meetings to assure accuracy. Mr. Adams stated the Staff Directives and Summary of Motions were posted in "The Islander" in the past and asked if Staff should continue the practice. Mr. Castillo requested CDD minutes, Staff Directives and Summary of Motions be emailed to residents and posted in the Islander.

C. Facilities Manager: *John Hall*

Mr. Castillo stated that residents were not maintaining the reclinata trees on their properties and the CDD cannot trim them because of an easement issue. Discussion ensued regarding the reclinatas, the easement, the Developer and trimming standards. It was noted that the POA has the authority to enforce maintenance of the reclinatas.

Mr. Hall presented the December Facilities Manager Report and noted the following:

- Kolter conducted a walk-through of Capri Isle properties that have drainage issues, with a contractor. A proposal was pending. The project was slated to commence in January.

Discussion ensued regarding a specific property in Capri, Kolter, yard drain installations, the violation letter, the Activity Report and carry-over items.

D. District Manager: *Wrathell, Hunt and Associates, LLC*

- **NEXT MEETING DATE: January 21, 2021 at 6:00 P.M.**
  - **QUORUM CHECK**

The next meeting would be held on January 21, 2021 at 6:00 p.m.

FOURTEENTH ORDER OF BUSINESS Other Business

There being no other business, the next item followed.

FIFTEENTH ORDER OF BUSINESS Public Comments *(non-agenda items)*

A resident reported that several residents were unhappy with the limited gym hours and asked if the hours could be extended. Discussion ensued regarding extending the gym hours, cleaning challenges and the current hours of operation. For the next meeting, Ms. Schewe was asked to prepare a list of the costs associated with extending the daily gym hours.

Resident Scott Strong urged the Board to reconsider reconstituting the Finance Committee, as he felt that it would show residents that the Board takes the financials seriously.

SIXTEENTH ORDER OF BUSINESS Supervisors' Requests

The Board wished everyone in attendance a Merry Christmas and a Happy New Year.

SEVENTEENTH ORDER OF BUSINESS Adjournment

There being no further business to discuss, the meeting adjourned at 8:37 p.m.

244
245
246
247
248
249
250 _____ _____
251 Secretary/Assistant Secretary Chair/Vice Chair

CORY LAKES

COMMUNITY DEVELOPMENT DISTRICT

13

CORY LAKES
COMMUNITY DEVELOPMENT DISTRICT
FINANCIAL STATEMENTS
UNAUDITED
NOVEMBER 30, 2020

CORY LAKES
COMMUNITY DEVELOPMENT DISTRICT
BALANCE SHEET
GOVERNMENTAL FUNDS
NOVEMBER 30, 2020

	Major Funds					
	General	Debt Service Series 2013	Debt Service Series 2013A-1	Debt Service Series 2017 Note	Capital Projects Series 2013	Total Governmental Funds
ASSETS						
Operating account						
Iberia - operating acct	$ 9,581	$ -	$ -	$ -	$ -	$ 9,581
Iberia - debit card	2,856	-	-	-	-	2,856
SunTrust - operating acct	31,230	-	-	-	-	31,230
SunTrust - debit card	1,831	-	-	-	-	1,831
MMK account	554,730	-	-	-	-	554,730
Investments	-					
Revenue	-	50,710	128,666	18,560	-	197,936
Reserve	-	52,409	242,087	10,000	-	304,496
Prepayment	-	-	1	-	-	1
Construction	-	-	-	-	3,538	3,538
Due from other	1,806	-	-	-	-	1,806
Due from other funds						
General	-	23,538	114,103	10,603	-	148,244
Deposits	23,154	-	-	-	-	23,154
Retainer	5,000	-	-	-	-	5,000
Total assets	$ 630,188	$ 126,657	$ 484,857	$ 39,163	$ 3,538	$ 1,284,403
LIABILITIES						
Liabilities:						
Accounts payable	$ 129,458	$ -	$ -	$ -	$ -	$ 129,458
Credit card	2,320	-	-	-	-	2,320
Due to other funds						
Debt service fund - series 2013	23,538	-	-	-	-	23,538
Debt service fund - series 2013A-1	114,103	-	-	-	-	114,103
Debt service fund - 2017 note	10,603	-	-	-	-	10,603
Accrued payroll taxes	323	-	-	-	-	323
Total liabilities	280,345	-	-	-	-	280,345
FUND BALANCES						
Nonspendable						
Deposits	23,154	-	-	-	-	23,154
Restricted for:						
Debt service	-	126,657	484,857	39,163	-	650,677
Capital projects	-	-	-	-	3,538	3,538
Assigned						
3 months working capital	491,416	-	-	-	-	491,416
Unassigned	(164,727)	-	-	-	-	(164,727)
Total fund balances	349,843	126,657	484,857	39,163	3,538	1,004,058
Total liabilities and fund balances	$ 630,188	$ 126,657	$ 484,857	$ 39,163	$ 3,538	$ 1,284,403

CORY LAKES
COMMUNITY DEVELOPMENT DISTRICT
STATEMENT OF REVENUES, EXPENDITURES,
AND CHANGES IN FUND BALANCES
GENERAL FUND
FOR THE PERIOD ENDED NOVEMBER 30, 2020

	Current Month	Year To Date	Adopted Budget	% of Budget	Prorated Budget
REVENUES					
Assessment levy: net of discounts	$ 440,534	$ 440,534	$ 1,985,583	22%	$ 330,931
Interest and miscellaneous	395	678	30,000	2%	5,000
Total revenues	440,929	441,212	2,015,583	22%	335,931
EXPENDITURES					
Administrative					
Supervisors	1,000	1,800	12,000	15%	2,000
Payroll services	-	100	600	17%	100
Payroll taxes - FICA	77	138	900	15%	150
Payroll taxes - unemployment	-	-	325	0%	54
District management	4,583	9,167	55,000	17%	9,167
Assessment roll preparation	417	833	5,000	17%	833
Bond amortization schedule fee	-	-	1,500	0%	250
Disclosure report	250	500	3,000	17%	500
Trustee	2,963	2,963	7,200	41%	1,200
Audit	-	-	6,400	0%	1,067
Arbitrage rebate calculation	-	-	2,500	0%	417
Legal - general counsel	-	-	5,000	0%	833
Engineering	-	-	10,000	0%	1,667
Insurance: general liability & public officials	-	33,153	31,000	107%	5,167
Insurance: worker's compensation	-	4,362	5,500	79%	917
Legal advertising and Sunshine Board	-	461	4,500	10%	750
Bank fees	-	-	1,500	0%	250
Credit card discount	9	18	200	9%	33
Dues & licenses	-	175	175	100%	29
Postage	50	137	2,000	7%	333
Tax collector	8,811	8,811	82,733	11%	13,789
Contingencies	147	241	500	48%	83
Total administrative	18,307	62,859	237,533	26%	39,589
Field operations					
Utilities					
Communication	3,805	5,441	20,000	27%	3,333
Website	-	-	705	0%	118
ADA website complaince	-	-	210	0%	35
Streetlights	-	-	90,000	0%	15,000
Electricity	779	779	58,000	1%	9,667
Propane	-	-	400	0%	67
Water, sewer & irrigation	2,279	2,279	15,000	15%	2,500
Solid waste removal	-	1,179	6,200	19%	1,033
Sewer lift stations	-	15,787	2,500	631%	417
Total utilities	6,863	25,465	193,015	13%	32,169

CORY LAKES
COMMUNITY DEVELOPMENT DISTRICT
STATEMENT OF REVENUES, EXPENDITURES,
AND CHANGES IN FUND BALANCES
GENERAL FUND
FOR THE PERIOD ENDED NOVEMBER 30, 2020

	Current Month	Year To Date	Adopted Budget	% of Budget	Prorated Budget
Security operations					
Security staffing contract services	23,718	35,139	340,000	10%	56,667
Contractual virtual guard	3,340	15,423	90,000	17%	15,000
Off-duty policing	1,310	1,310	14,000	9%	2,333
Total security operations	28,368	51,872	444,000	12%	74,000
Field office administration					
Field manager	4,487	11,218	58,000	19%	9,667
Assistant field manager	798	1,609	17,000	9%	2,833
Office administrator	3,392	8,481	47,000	18%	7,833
Assistant office administrator	-	-	15,000	0%	2,500
Payroll taxes	848	2,088	13,500	15%	2,250
Seasonal decorations	-	19,750	43,700	45%	7,283
Beach club office equipment	360	492	4,500	11%	750
Beach club office supplies	58	192	4,000	5%	667
Beach club gym supplies	2,007	3,947	20,600	19%	3,433
Guard office equipment	-	-	1,000	0%	167
Guard office supplies	-	-	1,500	0%	250
Community events supplies	691	1,276	18,500	7%	3,083
Pool & beach club attendants	2,409	5,991	26,000	23%	4,333
Total field office administration	15,050	55,044	270,300	20%	45,050
Landscape maintenance					
Landscaping	60,400	91,172	405,000	23%	67,500
Beach sand	-	-	3,000	0%	500
Annuals & seasonal plant installation	1,156	1,156	5,000	23%	833
Plant replacement	-	-	37,500	0%	6,250
Sod replacement	-	-	10,000	0%	1,667
Well maintenance - irrigation	-	-	5,000	0%	833
Irrigation - maintenance	498	498	10,000	5%	1,667
Tree removal	-	-	25,000	0%	4,167
Lake & pond maintenance	3,625	7,250	52,000	14%	8,667
Total landscape maintenance	65,679	100,076	552,500	18%	92,083

CORY LAKES
COMMUNITY DEVELOPMENT DISTRICT
STATEMENT OF REVENUES, EXPENDITURES,
AND CHANGES IN FUND BALANCES
GENERAL FUND
FOR THE PERIOD ENDED NOVEMBER 30, 2020

	Current Month	Year To Date	Adopted Budget	% of Budget	Prorated Budget
Facilities maintenance					
Outside facilities maintenance	1,474	1,539	20,000	8%	3,333
Car and cart repairs and maintenance	122	736	6,000	12%	1,000
Rentals and leases	3,599	6,936	13,000	53%	2,167
Cleaning	1,246	2,492	16,000	16%	2,667
Pest control	-	-	1,800	0%	300
Security gate maintenance & repair	-	1,070	5,000	21%	833
Security gate maintenance & repair - cachet	62	331	2,000	17%	333
Monuments & signs	-	-	5,000	0%	833
Fountains	-	-	7,000	0%	1,167
Storm water drainage	-	-	38,440	0%	6,407
Recreation equipment maintenance & repair	458	458	15,000	3%	2,500
Building equipment maintenance & repair	475	475	15,000	3%	2,500
Pressure washing	-	-	7,500	0%	1,250
Paver, streets and sidewalk repairs, cleaning	15,000	35,315	75,000	47%	12,500
Total facilities maintenance	22,436	49,352	226,740	22%	37,790
Facilities maintenance (pool)					
Pool maintenance	1,495	2,990	21,000	14%	3,500
Pool repairs	-	-	10,000	0%	1,667
Pool heater utilities	42	-	10,000	0%	1,667
Pool permit	-	42	575	7%	96
Total facilities maintenance (pool)	1,537	3,032	41,575	7%	6,929
Total field operations	139,933	284,841	1,728,130	16%	288,022
Total expenditures	158,240	347,700	1,965,663	18%	327,611
Excess/(deficiency) of revenues over/(under) expenditures	282,689	93,512	49,920		
Fund balance - beginning (unaudited)	67,154	256,331	327,515		
Fund balance - ending (projected)					
Assigned					
3 months working capital	491,416	491,416	491,416		
Unassigned	(141,573)	(141,573)	(113,981)		
Fund balance - ending	$ 349,843	$ 349,843	$ 377,435		

*The District's fiscal year begins October 1 and ends 12 months later on September 30.

CORY LAKES
COMMUNITY DEVELOPMENT DISTRICT
STATEMENT OF REVENUES, EXPENDITURES,
AND CHANGES IN FUND BALANCES
DEBT SERVICE FUND SERIES 2013
FOR THE PERIOD ENDED NOVEMBER 30, 2020

	Current Month	Year To Date	Budget	% of Budget
REVENUES				
Assessment levy: net of discounts	$ 23,161	$ 23,161	$ 104,289	22%
Interest	1	2	-	N/A
Total revenues	23,162	23,163	104,289	22%
EXPENDITURES				
Debt service				
Principal	25,000	25,000	25,000	100%
Interest	37,784	37,784	74,944	50%
Total debt service	62,784	62,784	99,944	63%
Other fees & charges				
Tax collector	464	464	4,345	11%
Total other fees & charges	464	464	4,345	11%
Total expenditures	63,248	63,248	104,289	61%
Excess/(deficiency) of revenues over/(under) expenditures	(40,086)	(40,085)	-	
Fund balances - beginning	166,743	166,742	163,158	
Fund balances - ending	$ 126,657	$ 126,657	$ 163,158	

CORY LAKES
COMMUNITY DEVELOPMENT DISTRICT
STATEMENT OF REVENUES, EXPENDITURES,
AND CHANGES IN FUND BALANCES
DEBT SERVICE FUND SERIES 2013A-1
FOR THE PERIOD ENDED NOVEMBER 30, 2020

	Current Month	Year To Date	Budget	% of Budget
REVENUES				
Assessment levy: net of discounts	$ 112,230	$ 112,230	$ 508,872	22%
Interest	2	4	-	N/A
Total revenues	112,232	112,234	508,872	22%
EXPENDITURES				
Debt service				
Principal	-	-	450,000	0%
Principal prepayment	15,000	15,000	-	N/A
Interest	18,834	18,834	37,669	50%
Total debt service	33,834	33,834	487,669	7%
Other fees & charges				
Tax collector	2,245	2,245	21,203	11%
Total other fees & charges	2,245	2,245	21,203	11%
Total expenditures	36,079	36,079	508,872	7%
Excess/(deficiency) of revenues over/(under) expenditures	76,153	76,155	-	
Fund balances - beginning	408,704	408,702	382,146	
Fund balances - ending	$ 484,857	$ 484,857	$ 382,146	

CORY LAKES
COMMUNITY DEVELOPMENT DISTRICT
STATEMENT OF REVENUES, EXPENDITURES,
AND CHANGES IN FUND BALANCES
DEBT SERVICE FUND SERIES 2017 NOTE
FOR THE PERIOD ENDED NOVEMBER 30, 2020

	Current Month	Year To Date	Budget	% of Budget
REVENUES				
Assessment levy: net of discounts	$ 10,437	$ 10,437	$ 47,082	22%
Total revenues	10,437	10,437	47,082	22%
EXPENDITURES				
Debt service				
Note principal	43,131	43,131	43,131	100%
Note interest	2,138	2,138	3,228	66%
Total debt service	45,269	45,269	46,359	98%
Other fees & charges				
Tax collector	208	208	1,962	11%
Total other fees & charges	208	208	1,962	11%
Total expenditures	45,477	45,477	48,321	94%
Excess/(deficiency) of revenues over/(under) expenditures	(35,040)	(35,040)	(1,239)	
Fund balances - beginning	74,203	74,203	72,692	
Fund balances - ending	$ 39,163	$ 39,163	$ 71,453	

CORY LAKES
COMMUNITY DEVELOPMENT DISTRICT
STATEMENT OF REVENUES, EXPENDITURES,
AND CHANGES IN FUND BALANCES
CAPITAL PROJECTS FUND SERIES 2013
FOR THE PERIOD ENDED NOVEMBER 30, 2020

	Current Month	Year to Date
REVENUES	$ -	$ -
Total revenues	-	-
EXPENDITURES	-	-
Total expenditures	-	-
Excess/(deficiency) of revenues over/(under) expenditures	-	-
Fund balance - beginning	3,538	3,538
Fund balance - ending	$ 3,538	$ 3,538

CORY LAKES
Community Development District
Series 2013 Bonds
$1,425,000

Debt Service Schedule

Date	Principal	Coupon	Interest	Total P+I
11/01/2020	25,000.00	5.000%	37,784.38	62,784.38
05/01/2021			37,159.38	37,159.38
11/01/2021	30,000.00	5.000%	37,159.38	67,159.38
05/01/2022			36,409.38	36,409.38
11/01/2022	30,000.00	5.000%	36,409.38	66,409.38
05/01/2023			35,659.38	35,659.38
11/01/2023	30,000.00	5.000%	35,659.38	65,659.38
05/01/2024			34,909.38	34,909.38
11/01/2024	35,000.00	5.625%	34,909.38	69,909.38
05/01/2025			33,925.00	33,925.00
11/01/2025	35,000.00	5.625%	33,925.00	68,925.00
05/01/2026			32,940.63	32,940.63
11/01/2026	35,000.00	5.625%	32,940.63	67,940.63
05/01/2027			31,956.25	31,956.25
11/01/2027	40,000.00	5.625%	31,956.25	71,956.25
05/01/2028			30,831.25	30,831.25
11/01/2028	40,000.00	5.625%	30,831.25	70,831.25
05/01/2029			29,706.25	29,706.25
11/01/2029	45,000.00	5.625%	29,706.25	74,706.25
05/01/2030			28,440.63	28,440.63
11/01/2030	45,000.00	5.625%	28,440.63	73,440.63
05/01/2031			27,175.00	27,175.00
11/01/2031	50,000.00	5.625%	27,175.00	77,175.00
05/01/2032			25,768.75	25,768.75
11/01/2032	50,000.00	5.625%	25,768.75	75,768.75
05/01/2033			24,362.50	24,362.50
11/01/2033	55,000.00	5.625%	24,362.50	79,362.50
05/01/2034			22,815.63	22,815.63
11/01/2034	55,000.00	6.125%	22,815.63	77,815.63
05/01/2035			21,131.25	21,131.25
11/01/2035	60,000.00	6.125%	21,131.25	81,131.25
05/01/2036			19,293.75	19,293.75
11/01/2036	65,000.00	6.125%	19,293.75	84,293.75
05/01/2037			17,303.13	17,303.13
11/01/2037	70,000.00	6.125%	17,303.13	87,303.13
05/01/2038			15,159.38	15,159.38
11/01/2038	70,000.00	6.125%	15,159.38	85,159.38
05/01/2039			13,015.63	13,015.63
11/01/2039	75,000.00	6.125%	13,015.63	88,015.63
05/01/2040			10,718.75	10,718.75
11/01/2040	80,000.00	6.125%	10,718.75	90,718.75
05/01/2041			8,268.75	8,268.75
11/01/2041	85,000.00	6.125%	8,268.75	93,268.75
05/01/2042			5,665.63	5,665.63
11/01/2042	90,000.00	6.125%	5,665.63	95,665.63
05/01/2043			2,909.38	2,909.38

CORY LAKES
Community Development District
Series 2013 Bonds
$1,425,000

Debt Service Schedule

Date	Principal	Coupon	Interest	Total P+I
11/01/2043	95,000.00	6.125%	2,909.38	97,909.38
Total	$1,290,000.00	-	$1,128,834.38	$2,418,834.38

CORY LAKES
Community Development District
Series 2013 Refunding Bonds
$4,245,000

Debt Service Schedule

Date	Principal	Coupon	Interest	Total P+I
11/01/2020			19,444.25	19,444.25
05/01/2021	465,000.00	2.710%	19,444.25	484,444.25
11/01/2021			13,143.50	13,143.50
05/01/2022	480,000.00	2.710%	13,143.50	493,143.50
11/01/2022			6,639.50	6,639.50
05/01/2023	490,000.00	2.710%	6,639.50	496,639.50
Total	$1,435,000.00	-	$78,454.50	$1,513,454.50

CORY LAKES
Community Development District
Series 2017 Note
$235,000

Debt Service Schedule

Date	Principal	Coupon	Interest	Total P+I
11/01/2020	43,130.95	4.860%	2,137.82	45,268.77
05/01/2021	-		1,089.74	1,089.74
11/01/2021	44,845.25	4.860%	1,089.74	45,934.99
Total	$87,976.20	-	$4,317.30	$92,293.50

* The rate on the Series 2017 Note changed as of 01/01/2018 to 4.86% from 4.00% due to tax law changes

CORY LAKES

COMMUNITY DEVELOPMENT DISTRICT

14B

Office Administrator & Events Monthly Report
Meeting date: January 21, 2021
HAPPY NEW YEAR!

CDD Office

- Routine barcodes, lease renewals and new resident processing
- Routine website, email blast and signage updates
- Routine invoice coding and AP aging reports
- Activating fingerprints for residents who have turned in signed waivers.
- Routine cleaning every hour at the gym, Beach Club and pool area.
- Food Truck – Charm City Eats – has visited our community twice with enthusiasm. They reported that they did do well and would love to come back. We have them set for February 23rd. I also asked the Food Truck owner to communicate to other Food Truck owners she may know that we are looking to bring a verity of foods into the community. The owner mentioned that it was requested/asked if they did have a vegetarian option. The first visit she did not. However, when she came the second time, she did offer one vegetarian meal and plans to add more for the next visit.
- Kicked off the early morning workout hour between 5am-6am. There was a technical error with the Fitness Center fingerprint reader during the first week. However, it was fixed and there are about 1-2 people who use the Fitness Center there each morning.
- Revised our current 'Pool Attendant' job title and description. Changed the title to Facility Attendant. This covers all the facilities they need to clean, maintain and oversee during a shift. The new job description includes tasks in the Pool Area, Beach Club area and cleaning of the Fitness Center.
- Sent a memo to all staff notifying them of the change in job title and duties. They all read, understood and agreed to the changes.
- Our office assistant, Madison Bauld, did recently graduate and moved on to bigger and better opportunities in her field of study. This did leave a gap in our office staff. However, a facility attendant did show interest in cross training for the office. He is being trained to fill the Saturday shift for the office.
- Due to moving a Facility Attendant to the office, we did re-hire a previous 'pool attendant' and he will be retrained on our new procedures and begin next week.
- Starting on 1/18 we will have the Fitness Center and Beach Club area open from 9am-9pm daily including the 5am-6am morning work out hour. After speaking to several residents who wished to use the Beach Club area, we were able to create a schedule for our Facilities Attendants to stay another 2 hours to facilitate this request. Email blasts will be sent out to notify the residents of the new facility hours.
- Still coordinating with OneBlood for the upcoming Blood Drive on 1/30. Judi Beck is now working with them to have extra incentives to donate. The OneBlood representative informed me they will send advertising materials over soon to help get the word out.

New Facility Hours as of 1/18/2021
Beach Club: 9am-9pm Daily (Monday-Sunday)
Fitness Center: 5am-6am Daily 9am-9pm Daily (Monday-Sunday)
Pool Area: 8am-5:30pm Daily

CORY LAKES

COMMUNITY DEVELOPMENT DISTRICT

14C

Cory Lakes Community Development District

Facilities Manager

Jan. 2021, Activity Report

BEACH CLUB

1. Replaced a/c filters and cleaned drain lines.
2. Brushed down building.
3. Treated mildew on window frames.
4. Helped keep sanitized.
5. Removed Christmas lights on dock and patio area.
6. Replaced toilet seat in men's room.

Pool

1. Cleaned AC filters and vacuumed drain lines.
2. Helped with routine sanitation.
3. Cleaned mildew stains around the pool area.
4. Installed Ixora plants at gate entries.
5. Installed posts for life preserver boxes.
6. Reset pool heaters.

PLAYGROUND

1. Kept clean and organized.

GYM

1. Kept area clean and organized.
2. Replaced AC filters and flushed drain lines.
3. Helped with routine sanitation.
4. Reset TV units on equipment.

LANDSCAPING

1. Working on replacing and installing plants around the community. Replacing missing plants as they come up. (Ongoing)
2. LMP working on pruning of shrubs and flowering plants throughout community
3. Working on irrigation issues around the community. Ongoing
4. OLM inspection was a 97.5%. Site looks good.

LAKE MANAGEMENT

1. Solitude treated the lakes and ponds for algae and grasses.
2. Keeping an eye on fast growing duckweed. Working on staying ahead of growth.

SECURITY

1. Replaced batteries and pulled weekly reports.
2. Ordered new batteries for radar units.
3. Working with Envera on catching up speed reports for speed radars.
4. Replaced rear shocks and rear hub bearing on patrol car.
5. Replaced headlight on patrol car.

OTHER ACTIONS

1. Cleaning storage area. Ongoing.
2. Working with District engineers on inspections of the community SWFWMD control structures. We are getting proposals to repair. Ongoing
3. Repaired some paver areas around the community. Ongoing
4. Working with City of Tampa on manhole project. Ongoing
5. Repaired tennis court screening. (ongoing during summer storms)
6. Cleaned rust from Monuments, patched and painted.
7. Working with Ryan Homes on Capri Isle drainage issues.
8. Christmas lights have been removed.
9. Replaced two GFCI outlets for lighting on MB entrance.
10. Mulched three playgrounds around community.
11. Received estimate to soft wash both entrance roads curb to curb $23,015.
12. Received estimates for replacing wells 1@ $13k-15K per well, 1@ !5k-17K per well. We have three wells that need re-drilled.
13. Replaced control box for well on CC Entrance.

Cross-Creek Security Gatehouse

1. Replaced air filter and flushed drain line.
2. Oiled gate arms.
3. Cleaned a/c coils.
4. Repaired lift station. Will need replaced in about a year. Estimate @ $2700
5. Removed old stoplight after resident damaged, received proposal to repair post and second stoplight at $1500
6. Replaced overhead outdoor lights on gatehouse.

Morris Bridge Security Gatehouse

1. Replaced ac filter, flushed and vacuumed drain lines.
2. Fixed pulley on exit gate arm
3. Rebuilt resident gate arm after gate strike.
4. Replaced column light near truck entry.
5. Replaced several overhead lights.
6. Repaired two roof leaks.

Action Plan for Feb

1. Work with LMP on Landscape issues. Ongoing
2. Continue working with District Engineer on ongoing projects.
3. Continue working with Republic Services on oil spills.
4. Repaint bases of light poles and signposts with lawn equipment damage.
5. Clean signs and monuments.
6. Continue with following City of Tampa manhole projects
7. Continue working with Team on Capri drainage easement violations.

CORY LAKES CDD

LANDSCAPE INSPECTION
January 4, 2021

ATTENDING:
JOHN HALL – CORY LAKE CDD
JONATHAN MACEIRA – LMP
BOB TABONE – LMP
PAUL WOODS – OLM, INC.

SCORE: 97.5%

NEXT INSPECTION
FEBRUARY 1ST, 2021 AT 1:30 PM

CATEGORY I: MAINTENANCE CARRYOVER ITEMS 11/30/2020

CROSS CREEK BOULEVARD ENTRANCE

24. Along the pond shore: Remove liter and debris weekly that can be reached with a shovel or rake.

CATEGORY II: MAINTENANCE ITEMS

BEACH CLUB

1. Entrance: Stagger prune Majestic Beauty Hawthorn in preparation for the springtime reduction prune.

2. Tip prune Crape Myrtles during the dormant period.

3. Control crack weeds throughout the brick parking area.

4. Boat ramp: Remove trash that is accessible by a leaf rake or pitchfork.

5. Around the playground: Remove Queen Palm volunteers.

6. Inside the pool seating area: I recommend a reduction prune in the Firebush to reestablish a stairstep presentation with the large Jatropha.

7. Pool seating area: Control bed weeds.

8. At the base of the perimeter fence: Control bed weeds in the mulch strip.

9. Volleyball court: Maintain a uniform soft edge on the Loropetalum hedgerow eliminating irregularities.

10. Behind the tennis courts: Improve trash removal.

11. Along the roadside curb basketball courts: Shear prune Southern Red Cedar to improve screening density and remove growth from the travel lane.

12. Boat ramp: Improve fertility to multi-stem Hibiscus.

CACHET ISLES

13. Maintain Dwarf Bougainville and Pringle Bottlebrush low enough so the signage is not obstructed.

MORRIS BRIDGE ROAD ENTRANCE

14. Control small areas of turf weeds in the Zoysia panels.

15. Remove leaves in the center island.

16. Determine the extent of freeze damage on Banana plantings, removing freeze damaged foliage as new growth emerges.

17. Inbound lane at Morris Bridge: Prune back wood line overgrowth extending into formal plantings, ensure the Bottlebrush trees area clear.

18. Reduce the height of the Ligustrums in coordination of spring fertilization to promote vigorous new blooms and growth. The Ligustrum should eb a staggered height from the Loropetalum.

19. Near the Morris Bridge gatehouse: Groom freeze damage from the Purple Queen.

CAPRI ISLES

20. Tip prune Arboricola Trinettes near the gazebo creating a low first tier hedgerow.

21. Pocket park: Confirm irrigation coverage rates and identify if battery operated controllers are functioning properly.

22. Maui Isles common area: Remove the Christmas tree.

BARBADOS

23. Entrance: Confirm irrigation cover where the vehicle drive off damaged occurred.

24. Tamp ruts along the exit side curb line.

CROSS CREEK BOULEVARD ENTRANCE

25. Mowable area near the south end of the drive: Detail at the mowable at the base of the Wax Myrtle tree.

26. Along the exit side conservation easement: Push back overgrowth extending into mowable areas.

27. East end of the fountain at the gatehouse: Remove the single Flax Lily between the Hawthorn plantings.

28. **Seasonal color plantings at the Cross Creek intersection: Improve fertilization to promote vigorous new growth in Snapdragons.**

29. Detail Ligustrum canopies removing whips and maintaining a loose form with out a

heavily sheared appearance.

30. 10569 vicinity of Cory Lake Drive: Collect shoreline litter accessible with a leaf rake.

CATEGORY III: IMPROVEMENTS – PRICING

NONE

CATEGORY IV: NOTES TO OWNER

1. Recent cold temperatures have resulted in temporary discoloration or loss of foliage on plants. If any, limited permanent damage is expected.

CATEGORY V: NOTES TO CONTRACTOR

1. Coordinate with John repair of the east fence at the rear of the pool slide berm that appears to have been damaged by a lawn mower. This appears to be LMP mower damage.

2. At future seasonal color change outs, consider larger and more vibrant mass solid colors. Mixed beds appear to become visually lost across the Cross Creek frontage.

PGW:kn

cc: John Hall clcddfm@gmail.com
Chuck Adams adamsc@whhassociates.com
Scott Carlson scott.carlson@lmppro.com
Tyree Brown tyree.brown@lmppro.com
Bob Tabone Robert.tabone@lmppro.com
Steve Small Steve.Small@lmppro.com

CORY LAKE CDD

MONTHLY LANDSCAPE MAINTENANCE INSPECTION GRADESHEET

A. LANDSCAPE MAINTENANCE	VALUE	DEDUCTION	REASON FOR DEDUCTION
TURF	5		
TURF FERTILITY	15		
TURF EDGING	5		
WEED CONTROL – TURF AREAS	5	-1	Nutsedge in zoysia
TURF INSECT/DISEASE CONTROL	10		
PLANT FERTILITY	5		
WEED CONTROL – BED AREAS	10		
PLANT INSECT/DISEASE CONTROL	5		
PRUNING	10	-2	Moss, wood line and 12x/yr light pruning as needed
CLEANLINESS	5	-1	Windfall and pond debris
MULCHING	5	-1	Top dress or redistribute
WATER/IRRIGATION MANAGEMENT	15		
CARRYOVERS	5		24
B. SEASONAL COLOR/PERENNIAL MAINTENANCE	**VALUE**	**DEDUCTION**	**REASON FOR DEDUCTION**
VIGOR/APPEARANCE	10		
INSECT/DISEASE CONTROL	10		
DEADHEADING/PRUNING	10		
MAXIMUM VALUE	**145**		

Date: 1-4-21 Score: 97.5 Performance Payment 100%

Contractor Signature:

Inspector Signature:

Property Representative Signature:

Water management proposal letter.

My name is Robin and I conduct social research for the Southwest Florida Water Management District (District). I develop projects that educate residents about water use and water quality to benefit our resources. The City of Tampa and the District have partnered to offer a project that I feel would be an excellent fit for Cory Lake Isles. The project includes a community entrance sign that will inform residents of turf weekly watering needs of ½" of water per week and will also include remotely updated rainfall data. The premise is that residents will recognize that when we've received enough rainfall, they won't need to run their irrigation system as often or as long. As a side note, Cory Lake Isles was selected due to higher than normal water use averaging at 421 gallons of water per person per day (goal should be around 150 gallons per person per day).

The cost of the sign and all research will be 100% funded by the Southwest Florida Water Management District and will support Cory Lake Isles' environmental stewardship activities. In addition, we will reach out to local media to help promote your voluntary participation.

A similar project was conducted in South Florida (see attached abstract) and they found a reduction in their residential water use of 61 percent!

Some differences between the attached South Florida project and the pilot project that we are proposing is that the sign we design will be aesthetically pleasing, matching the design/color pallet of the Cory Lake Isles community. Your board will approve the sign mock-up before work begins. Also, unlike the South Florida project, the sign for your community will include digital rainfall data that will be remotely uploaded by the University of Florida. In addition, the sign is solar-powered so there will be no impact to electrical billing.

I've attached a sign mock-up. Community names, colors, fonts will all be adjusted for continuity within your community design. The only items that cannot be changed are the size of the sign and the size and location of the digital numbers.

I'd love to set-up a virtual meeting to discuss the sign project. My hope is to obtain confirmation that you would like to participate sometime in January. The sign would not be installed until November 2021, allowing time to develop an agreement between the District and Cory Lake Isles. The agreement would state that the District is responsible to install, maintain and remove the sign. Prior to installation, we would conduct a voluntary mail-out survey of your residents to learn about their self-reported irrigation behaviors.

Thanks so very much and Happy New Year!

Robin Grantham
Lead Communications Coordinator
Southwest Florida Water Management District
2379 Broad Street, Brooksville, FL 34604
(352) 796-7211, ext. 4779

8032 Spring Arbor Rd. • P.O. Box 397 • Spring Arbor, MI 49283 • 517-750-1990 • Fax 517-750-9226 • leslie@fritzsigns.com

SOUTHWEST FLORIDA WATER MANAGEMENT DISTRICT - Rainfall Signage

Customer: Robin Grantham
Address: 2379 Broad St.
Brooksville, FL 34604

Phone: 352-796-7211 ext. 4779
Fax:
Cell: 352-400-8635
Email: Robin.Grantham@swfwmd.state.fl.us

Date: 1-28-20

Quantity: 1 single sided

Background color: white/blue
Text color: blue/white
Logo color: white

File name: S/Southwest Florida Water-Rainfall Signage

$16,041.30

Above costs includes all labor, material and taxes. 3/4 down, balance due upon completion. Permits if needed, are extra.
Please call with any questions.

NOTE: The colors called out in the rendering do not exactly match the print, to see actual color samples see your sales representative.

Proof #: 2 Date Created: 3-4-20 Date Edited: 3-9-20
Sales Person: Scott **Designer:** Customer **Estimator:** Leslie

DESCRIPTION:
Aluminum extruded 6" deep cabinet, primed and painted with Matthews paint with premium cut out vinyl graphics applied to one side of .063 aluminum face. Solar powered, mono 6mm red LED, OES EMC sign, with remote connection. 3" square aluminum posts. Sign installed by others. Shipping quoted separately.

Subscription for cellular data connectivity $540.00 year

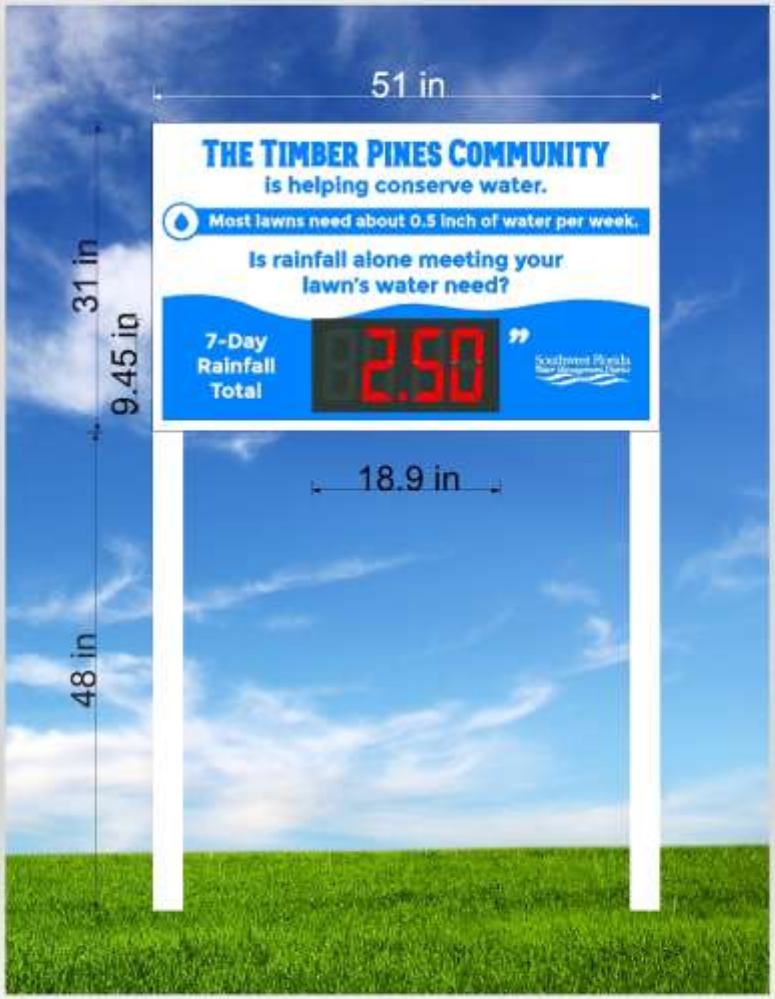

PERMIT RECEIVED
50% DOWN RECEIVED

APPROVED BY: _____ DATE: _____

THIS DRAWING IS THE REGISTERED PROPERTY OF FRITZ SIGNS. IT IS UNLAWFUL TO REPRODUCE IT IN ANY FORM, WITHOUT WRITTEN CONSENT OF FRITZ SIGNS.

THIS DRAWING PROVIDED & INTENDED FOR CONCEPTUAL PURPOSES ONLY. THE FINISHED PRODUCT MAY BE SUBJECT TO MINOR & NECESSARY MODIFICATIONS TO AID OR ENABLE FABRICATION PROCEDURES.

THIS PROOF IS DESIGNED TO REDUCE YOUR FINAL COST. PLEASE EXAMINE IT CAREFULLY FOR ANY ERRORS. ACCEPTED ACCEPTED SIGNATURE MEANS THAT YOU HAVE PROOFED ALL COPY, SIZES, COLORS, PRICE, ETC. ON THE ABOVE JOB. ANY CHANGES, CORRECTIONS OR ADDITIONS AFTER JOB IS COMPLETED WILL BE AT CUSTOMERS EXPENSE. FRITZ SIGNS IS NOT RESPONSIBLE OR LIABLE FOR ANY UNFORSEENS. THANK YOU FOR YOUR CO-OPERATION.

Journal of Environmental Management 199 (2017) 109–115

Contents lists available at ScienceDirect

Journal of Environmental Management

journal homepage: www.elsevier.com/locate/jenvman

Research article

The rain-watered lawn: Informing effective lawn watering behavior

Felicia D. Survis*, Tara L. Root

Department of Geosciences, Florida Atlantic University, 777 Glades Road, Boca Raton, FL 33431, USA

ARTICLE INFO

Article history:
Received 31 December 2016
Received in revised form
26 March 2017
Accepted 25 April 2017

Keywords:
Water conservation
Water policy
Outdoor water use
Urban water resources
Residential landscape irrigation
Water restrictions

ABSTRACT

Water restrictions are a common municipal water conservation strategy to manage outdoor water demand, which generally represents more than 50% of total urban-suburban water use. Although water restrictions are designed to limit the frequency of lawn watering, they do not always result in actual water savings. The project described here tested a weather-based *add-on* water conservation strategy in a South Florida suburban community to determine if it promoted more effective lawn watering behavior than mandatory water restrictions alone. The "rain-watered lawn" pilot program was designed to inform people of recent rainfall and how that contributed to naturally watering their lawns and offset the need to irrigate as often, or in some cases, at all. The goal of the study was to determine if homeowners would water more conservatively than with water restrictions alone if they were also informed of recent rainfall totals.

The results show that households in neighborhoods where the add-on rain watered lawn strategy was implemented watered up to 61% less frequently than the control neighborhoods with water restrictions alone. This study demonstrates that weather-based information strategies can be effective for conservation and suggests that a program that focuses on coupling lawn watering behavior with actual climate variables such as rainfall can yield significant water savings. This study holds significance for municipal areas with water restrictions and provides a model to help improve outdoor water conservation.

© 2017 Elsevier Ltd. All rights reserved.

1. Introduction

Outdoor water restrictions are a common water conservation strategy in many regions in the U.S., Canada, and Australia among other countries to address water use devoted to maintaining lawns and greenspaces (Cooper et al., 2011; Castledine et al., 2014). A recent study by Milman and Polsky (2016) found that water policies in 29 U.S. states include outdoor water restrictions that allow irrigation only on certain days of the week and/or times of the day. Lawn water conservation is critical because, by most measures, this use accounts for the majority of total urban demand, typically ranging from 50% to over 90% of total household water use (Brennan et al., 2007; Haley et al., 2007; Jorgensen et al., 2009; Qaiser et al., 2011; Vickers, 2006).

Water restrictions are designed around the assumption that a limited watering schedule, such as irrigation only being allowed on specific days of the week, will constrain lawn watering frequency (Kenney et al., 2004; Dziegielewski and Kiefer, 2010). However, because water restrictions impose an arbitrary watering schedule with no tangible connection to the natural water balance, they offer the public little information to achieve the maximum possible reductions in water use. Thus, this type of water conservation strategy poses a risk because it can nurture a public sense of "doing the right thing" relative to efforts to save water, while largely failing to foster a connection between people and the water input provided from rainfall, which often reduces or even eliminates the need to irrigate the lawn. For example, water restrictions alone might be a sound conservation approach in regions where rainfall is consistently less than lawn water demand. However, there are many regions where seasonal rainfall can greatly offset the need to irrigate every week. In this case, water restrictions might permit an adequate watering frequency during the dry season, but they can also promote over-watering during the wet season because they are not aligned to variable rainfall and the regional water balance (Survis and Root, 2012). Thus, the fundamental issue with water restrictions is that they focus on compliance to a watering schedule at the expense of connections to the natural variation in water availability through precipitation. Further, once people are irrigating within the set schedule, they may believe that they are conserving irrigation water, even as they are unwittingly

* Corresponding author.
E-mail addresses: fsurvis@fau.edu (F.D. Survis), troot@fau.edu (T.L. Root).

http://dx.doi.org/10.1016/j.jenvman.2017.04.081
0301-4797/© 2017 Elsevier Ltd. All rights reserved.

overwatering their lawns.

Several recent studies of conservation initiatives and strategies have concluded that a new approach to outdoor water conservation is needed to improve conservation performance measures and to help people better recognize and synchronize with the regional water balance (Brennan et al., 2007; Dziegielewski and Kiefer, 2010; Survis and Root, 2012). At the same time, surveys and focus groups that inquire into lawn watering practices demonstrate that people realize there is something more meaningful they could be doing to conserve water than following a pre-set watering schedule but have no clear idea about what to do (De Oliver, 1999; Southwest Florida Water Management District, 2010; Survis, 2010).

1.1. Going beyond water restrictions alone

Information campaigns that focus on promoting voluntary conservation are popular and used to try to influence a range of consumer behaviors, including hotel towel reuse, energy consumption, use of mass transit systems, and water consumption. Although the literature has indicated that information campaigns have mixed success, they are still commonly employed, especially in efforts to reduce indoor (personal) water consumption (Syme et al., 2000; Aisbett and Steinhauser, 2014). However, when it comes to outdoor lawn irrigation, water restrictions are typically presented as single-prong approach, without information campaigns to model water saving behaviors beyond compliance to the schedule. Thus, the approach presented in this research is somewhat unique in that it examines the conservation effectiveness of a weather-based information campaign when coupled with existing water restrictions.

1.2. Project goals

The project described in this paper tested the effectiveness of a weather-based water conservation strategy that was an add-on to pre-existing water restrictions alone. This add-on strategy was

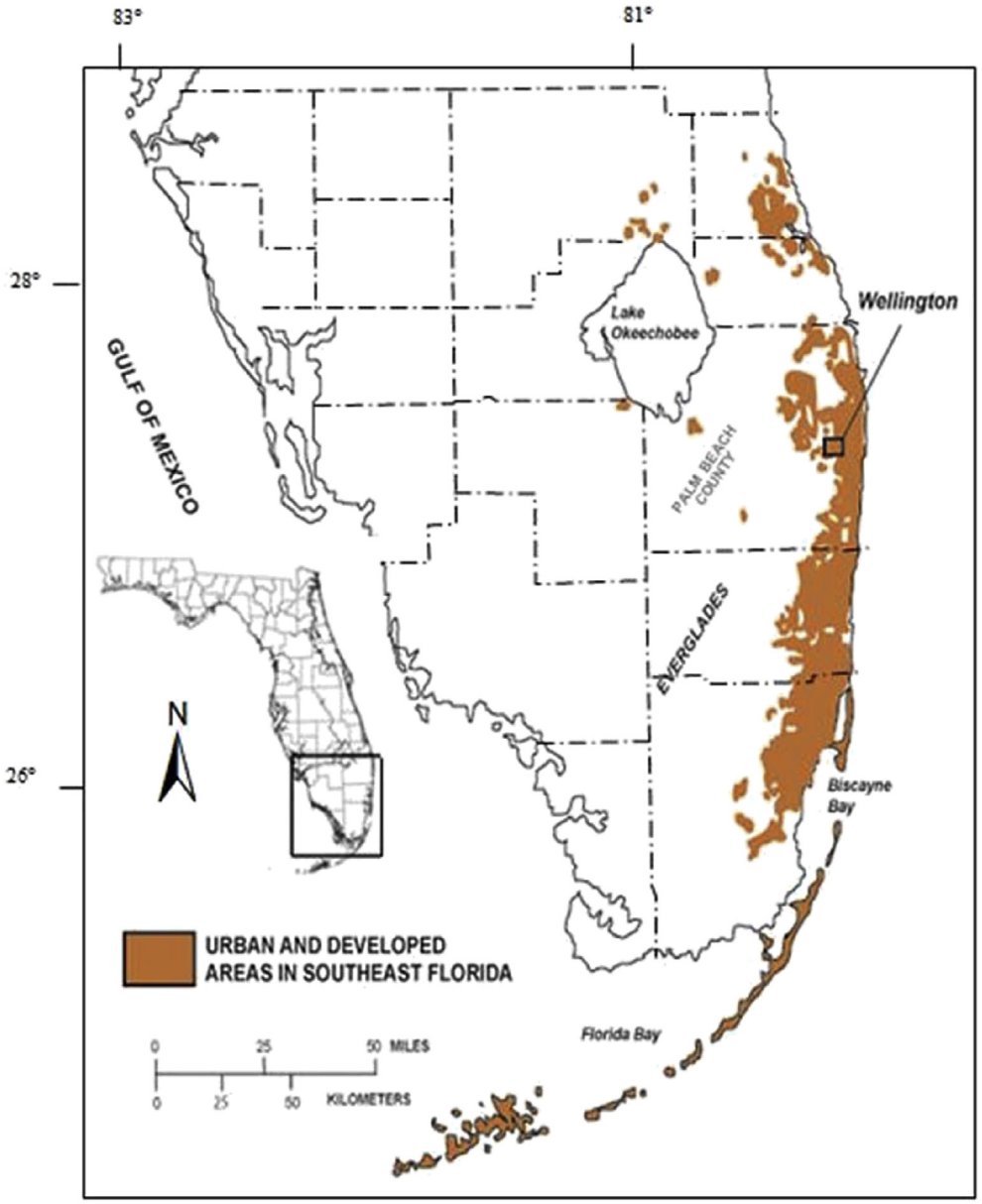

Fig. 1. The study area within the highly urbanized gradient of South Florida. Modified from Survis (2010).

designed to improve public awareness of how local weekly rainfall can offset the need for lawn irrigation. Project objectives included: 1) gathering a long-term data set of residential lawn watering frequency and lawn watering behaviors, 2) determining the scale of weekly lawn watering frequency with water restrictions alone, and 3) testing if adding a weather-based conservation strategy could improve lawn irrigation efficiency and water savings over water restrictions alone.

2. Materials and methods

2.1. Study area

The study area (Fig. 1) was situated in the South Florida suburban community of Wellington. This area was chosen as suitable for this study because 1) it is located in a region with distinct wet and dry seasons making the need for supplemental lawn irrigation seasonally variable, and, 2) it is also in a region with permanent year-round mandatory water restrictions. The Village of Wellington, Florida is in the western edge of Palm Beach County and has an estimated population of 61,000 residents (U.S. Census, 2015).

The meandering nature of the road system within Wellington allowed the selection of the six study neighborhoods that were both physically and visually separated from each other, yet all were located within a relatively small geographic radius with similar socio-economic characteristics, size and age of houses, lot size, landscaping style, and turfgrass species (Fig. 2). Three neighborhoods with a total of 321 study households were assigned to the experimental group that was subject to the add-on weather-based lawn water conservation strategy. The remaining three neighborhoods, with a total of 306 households, were assigned to a control group and were subject to only the existing water restrictions.

2.2. The rain-watered lawn add-on strategy

While all six neighborhoods were under mandatory water restrictions for the duration of the study, only the three experimental neighborhoods received the add-on strategy. The experimental water conservation strategy was communicated simply by a highly visible neighborhood road sign shown in Fig. 3 located near the entrances to the experimental neighborhoods. These rain-watered lawn signs were constructed of the same grade aluminum and erected to the same height as other road signs in Wellington, so they appeared to be a permanent and normal addition to other typical road signage. The signs functioned to communicate local rainfall information relative to typical lawn water demand. The portion of the sign that read out the “Last 7-day rainfall total” had slots that allowed numbered placards to be changed out daily, or as necessary, to reflect the actual local rainfall accumulation in running 7-day totals. The next line on the sign stated the average weekly lawn water demand, which is roughly 2.5 cm (1 in) per week without much seasonal variation (Jia et al., 2009). The proximity of these two pieces of information was intended to make residents aware of the connection between rainfall and whether or not they needed to supplement rainfall with lawn irrigation. In other words, as the sign asks, “Is rainfall alone meeting the water needs of your lawn?”.

The rain-watered lawn signs were erected in the experimental neighborhoods in mid-February of 2014 after collecting a year's worth of baseline data. At the same time the signs went up, a postcard and leaflet were delivered to each household in the experimental neighborhoods to let residents know how the information on the sign could be used to make decisions about lawn watering. The language of the postcard and leaflet indicated that the purpose of the signs was to provide information and that existing water restrictions were not being replaced or modified.



Fig. 2. The study neighborhoods in suburban Wellington, Florida. Dashed circles encompass the three experimental neighborhoods and solid circles encompass the three control neighborhoods. The location of the weather station that was used to collect local rainfall data is also indicated. Photograph from Palm Beach County GIS, collection 2010.

Fig. 3. Rain-watered lawn neighborhood sign. These signs were placed along the private entrance road to each of the experimental neighborhoods so they would be clearly visible to residents as they entered. Signs were updated with changes in 7 day rainfall totals on a daily basis. Photograph by author, February 2014.

The wording was carefully designed to avoid implication that either the Village of Wellington or Florida Atlantic University would be monitoring lawn water use or expected any particular lawn watering behavior from the residents.

2.3. Local rainfall data

Because daily rainfall amounts can vary greatly even over small distances, it was critical to collect rainfall data from a weather station located close to the study area so that the rainfall totals on the sign were as representative as possible of actual conditions. Fig. 2 shows the location of the Davis Vantage Pro2 Plus wireless weather station that was installed within a 3.2 km radius of the farthest reach of the study area to provide local weekly rainfall totals. The rain gauge was tipping bucket style with a 20.3 cm diameter bucket and a resolution of 0.254 mm (Davisnet.com).

Rain gauges are typically situated in an unobstructed location to optimize capture (Pathak, 2001). However, since some wind blockage by trees and buildings is common in a residential lot, the weather station was sited to best represent these conditions, at 2 m above the turf surface in a typical suburban lot with small trees and shrubs along with a dominant lawn as the landscaped surface. Rainfall data was gathered in 15-min intervals which was then summed to daily totals and used to update the signs each morning to display the previous 7-day rainfall total.

2.4. Data collection - lawn watering frequency

Daily data collection on lawn watering frequency began in February 2013 and concluded in February 2015, which allowed a complete data set that spanned two years and included two annual wet/dry seasons. Unannounced, and without the knowledge of residents, observation rounds were conducted every morning between 7am and 8am for the two-year study period to determine the lawn watering frequency of each study household. Previous research by the authors found this time window to be optimal as traces of moisture from overnight watering were detectable until about 9 a.m. During these observations, impervious surfaces were visually inspected for the distinctive signs of recent lawn irrigation and the set of criterion developed by Survis and Root (2012) was used to determine whether watering had occurred. Thus, during the daily observation rounds, each study address was monitored and positive indicators of lawn watering were counted as one watering event or single cycle of the system.

Over the course of the two-year study, there were a number of days where overnight or early morning rainfall obscured the observable signs of sprinkler activity and no data could be collected. To account for missing data due to these 'rain days', the weighted weekly lawn watering frequency (N_w) was calculated by taking the actual number of observed watering days (N_o) and weighting them by the number of days where observations were possible (N_p), after Survis and Root (2012) (Equation (1)).

$$N_w = N_o \quad \frac{7 \text{ days}}{N_p} \tag{1}$$

where,

N_w = number of weighted irrigation days per week (d/wk).
N_o = number of observed irrigation days per week.
N_p = number of days during the week when observations were possible.

2.5. Estimating lawn water use

Weighted weekly lawn watering frequency (N_w) was converted to centimeters of weekly lawn water use (LWU) to facilitate a comparison to weekly rainfall amounts and construct a water balance. Estimations of LWU were based on an earlier study by Survis and Root (2012) who found that the typical lawn watering output in a Wellington neighborhood was roughly 18.41 m^3 per watering event, with a standard error of 3.6%. Although these measurements of lawn watering output were made during the rainy season, it

seems likely that the output per watering cycle, which is based on the duration of the run times, would vary less than how frequently people watered throughout the year. Thus, estimates of LWU were calculated by multiplying the observed N_w for each study address by 18.41 m^3 and dividing by the average lot lawn area to convert to centimeters. This approach was used to estimate LWU for each week of the two-year study period, both for individual addresses and to derive group averages for the experimental and control neighborhoods.

3. Results

3.1. Base year results

The data from the baseline year before the signs went up where lawn watering in all study area neighborhoods was only constrained by the prevailing water restrictions, demonstrated that the patterns of lawn watering behavior of both the control and experimental groups were already broadly responsive to seasonal rainfall. This was evident in the generally higher watering trends in the drier spring and fall/winter seasons and lower watering trends in the wetter summer months.

Fig. 4 shows that both groups reacted similarly when heavy rain events began to "green up" the landscape when the wet season arrived, many downwardly adjusting their sprinkler schedule or shutting off systems for long periods of time. These patterns could be partially attributable to rain sensor cut-off devices that automatically bypass sprinkler activation when it is raining; however, previous research in this same area found that such rain shut-off devices were generally absent from residential irrigation systems, or when present were non-operable (Survis, 2010). Thus, it was assumed that the reductions in watering frequency were primarily due to the deliberate adjustments of automatic timers. Note that Fig. 4 displays patterns of weekly lawn water use relative to weekly rainfall for both years of the study with a dotted vertical line indicating when the rain-watered lawn signs went up in mid-February 2014, thus separating the baseline year from the test year.

3.2. Test year results

While the LWU of both groups tracked closely to each other during the base year, they began to diverge in the test year of the study, soon after the installation of the rain-watered lawn signs in the experimental neighborhoods. Fig. 5 demonstrates the results from this second year where the experimental group showed a dramatic downward shift in lawn water use in mid-June (around week 24), which remained offset with lower usage throughout the rest of the study period relative to the control group. Indeed, after that significant drop, the experimental group LWU averaged 51% below the control group for the remainder of the study period irrigating at 2.0 cm per week compared to the average control LWU at 4.1 cm. This difference, expressed as a volume, amounts to each experimental household using roughly 18 m^3 less per week to irrigate their lawns than the households in the control group. The aggregate water savings achieved by the experimental group compared to the control group in the last eight months of the project was estimated at over 200,625 m^3.

3.3. Seasonal break-down of results

3.3.1. Spring dry season

Signs in the experimental neighborhoods were installed in February 2014 at a point in the spring dry season where both groups showed baseline increases in lawn water use. The slightly greater uptick in weekly LWU in the experimental group suggested an acknowledgment of the 7-day total rainfall information on the sign, which during the first two weeks of the test year was often displaying amounts of zero, or close to zero. With average weekly rainfall measuring just over 1.3 cm during this seasonal period, the rain-watered lawn signs apparently prompted an increase in irrigation frequency in the experimental group. Here the average experimental weekly LWU was 6.1 cm, compared to the control group weekly LWU of 5.6 cm. However, while both groups appeared to be responding to meager rainfall, they were also both overwatering relative to the supplemental irrigation needs of their lawns. Notably, this was the only portion of the test year where the experimental group had a higher rate of lawn water use than the control group.

3.3.2. Summer wet season

The second seasonal component spanned from mid-June through mid-October 2014, during the 'wet season' in South Florida where historical rainfall typically exceeds the 2.5 cm of water needed by the typical urban landscape on a weekly basis. Indeed, by

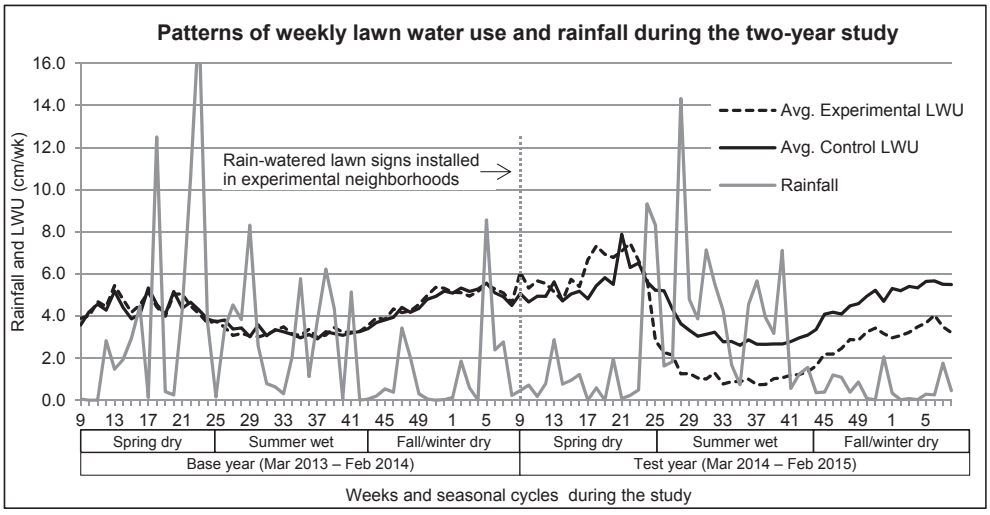

Fig. 4. Patterns in average weekly lawn water use (LWU) during the two-year study period. This graph demonstrates how the lawn water use of the experimental group diverged from the control group after the rain-watered lawn signs were erected. The study period began in mid-February 2013 and ended in mid-February 2015.

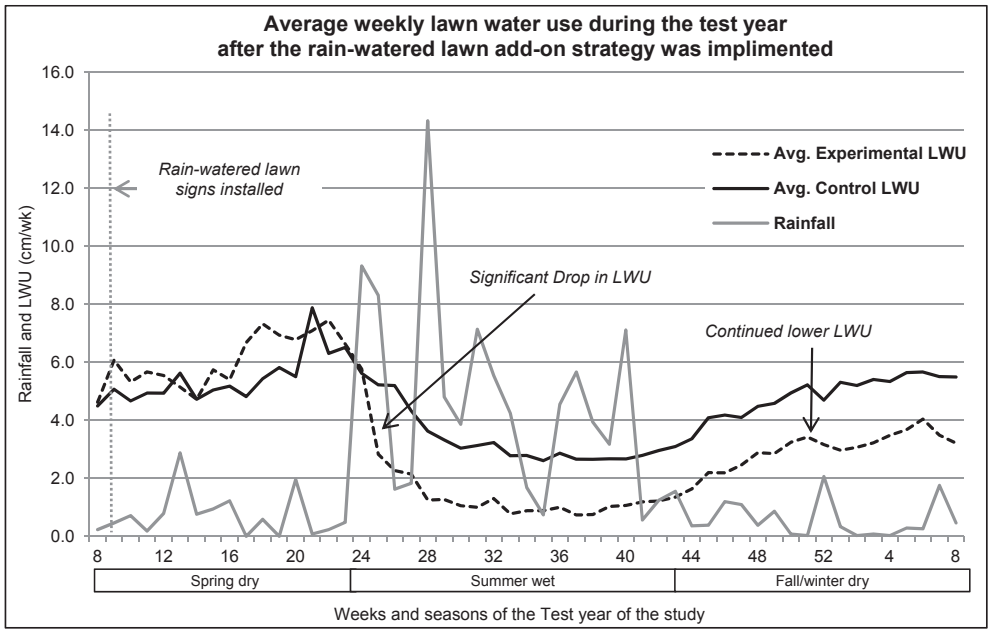

Fig. 5. Average lawn water use (LWU) of the experimental and control groups in the test year of the study. This graph demonstrates how the lawn water use patterns of the experimental households changed after the signs were introduced in the second year of the study. Note that while both groups broadly responded to changes in seasonal rainfall, the lawn water use of the experimental group stayed below the control group after the first significant drop at the beginning of the summer wet season.

mid-June, the 7-day total on the neighborhood signs registered over 10.2 cm. Notably, average weekly rainfall during this period was 4.6 cm, which kept the 7-day rainfall total on the neighborhood signs well above the 2.5 cm (1 in) of water per week that most lawns need.

While both the experimental and control groups decreased the frequency of their weekly lawn irrigation, the rate of change in LWU differed significantly. Fig. 5 demonstrates the point where the slope of the experimental weekly LWU curve plummeted. This decline in average weekly LWU followed a series of heavy rain days which raised the 7-day rainfall totals on the signs. In response, the experimental group made more rapid and steep downward adjustments of weekly lawn watering frequency, dropping LWU to 61% below the control group. During these wet weeks, the average experimental household applied 1.3 cm to their lawns, compared to the average control household that applied 3.3 cm. It is interesting to note that the separation in the overall usage between the two groups that began in this period lasted for the remainder of the study.

3.3.3. *Fall/winter dry season*

The last seasonal component of the test year spanned from mid-October 2014 through mid-February 2015. This fall/winter season is typically a dry period, where summer showers taper out and rainfall becomes less frequent. Supplemental irrigation is often necessary to meet the lawn water demand in these drier weeks. Both groups responded by gradually upping weekly LWU during this period. However, as the experimental group increased lawn water use, they maintained that separation from the control group that began in the wet season. Thus, even as the average weekly rainfall amount in the fall/winter season was just over 0.51 cm, roughly half of what the average weekly rainfall was in the spring dry season, the experimental group did not increase their watering to match their spring dry season frequency. Indeed, average experimental weekly LWU of 2.8 cm was about 41% below the control group average of 4.8 cm. Not only did the experimental group maintain more conservative levels of weekly LWU, but they also watered close to the actual net irrigation needs for many of these weeks.

4. Discussion

This study demonstrates that implementing low cost add-on strategies to existing water restrictions, such as the rain-watered lawn program, can greatly enhance water savings at the neighborhood scale. In short, this weather-based strategy helped people connect to local rainfall and resulted in more conservative lawn watering behaviors. With some modifications and use of technology (internet, texting, etc.) such a weather-based outreach could be scaled up for larger metropolitan areas. This approach has the added benefit of getting people more in tune with the natural water cycle, which might help prepare urban-suburban residents for changes in water supply policy that may become necessary as the climate changes (Milly et al., 2008; Groenfeldt, 2010; Berry et al., 2011; Root and Survis, 2012). Further, because reductions in lawn water use are closely related to reductions in water contamination (Cheng et al., 2014), a greater sense of environmental stewardship could be tied to everyday activities such as cutting back on unnecessary lawn irrigation.

As expected, the rain-watered lawn strategy had the greatest impact during the rainier summer weeks, where the experimental group decreased LWU by 61% compared to the control group. This particular finding is powerful because virtually all lawn watering during those wet weeks was unnecessary. Average weekly rainfall during this season exceeded or very nearly met weekly lawn water demand in each week, thus the add-on strategy was effective at helping experimental households rein in a good portion of what otherwise would have contributed to overwatering.

The data also demonstrate that once that initial significant 61% drop in LWU occurred shortly after the signs went up during the test year, the experimental group maintained a wide separation from the control group, where they stayed 41% below the control group. This is encouraging in terms of water savings and suggests there might have been some habituation of more conservative

behaviors that were forged in the wet weeks and then carried over to inform similar water saving behaviors in the fall/winter dry season. We believe that the rain-watered lawn strategy facilitated greater water conservation in a situation where demand hardening might have otherwise left those water savings on the table. Regardless of any error associated with using average water outputs and lot sizes in our calculations or seasonal differences in watering output per watering event, this study clearly shows that if a similar program were to continue for a longer period, potential reductions in long term lawn water use could be significant.

An interesting way to look at the results of this study is to compare them to those obtained by Haley et al. (2007) where "smart" irrigation controllers were installed in a group of Florida study homes as a purely technological intervention to calibrate irrigation with lawn water demand using historical ET that resulted in a 30% savings. Our study was able to demonstrate better water savings by simply communicating weather-based information to enhance conservative behaviors. Indeed, this research shows promise that greater water savings are possible as ethnohydrologic systems are better understood and more effectively coupled.

The data gathered in this study can serve as a model for urban-suburban communities as a way to better inform effective lawn watering behavior and lays the groundwork for future studies of lawn water use and lawn watering behavior. For example, a longer term study might explore what happens after an add-on strategy such as the signs or other conservation intervention is removed; would the saving continue, and how long would it be before less effective behaviors returned? Also, could a sign with the rainfall forecast for the next 7 days be as effective in reducing lawn water use? This type of add-on strategy could offer sizable improvements in actual outdoor water conservation compared to water restriction strategies alone.

5. Conclusions

The performance of this experimental add-on strategy underscores the opportunity to enhance water savings by providing people with more information than just directives, schedules or guidelines about which days of the week are assigned to their address. And while this type of add-on strategy was particularly effective in South Florida, a region with distinct seasonal rainfall, it is broadly applicable to any region to better sync lawn watering behaviors with actual conditions. The results speak to the impact of the rain-watered lawn strategy to improve the ability of end-users to make more conservative lawn watering decisions and underscore the role of lawn irrigation as a supplement to rainfall as a method to improve outdoor water conservation.

The reduction in overwatering achieved by the experimental group demonstrates that weather-based communication strategies can be effective and suggests that a program focused on climate variables such as rainfall can yield significant water savings. As a paradigm, if more informed people use less water, it follows that communicating locally relevant weather information may be the key to increasing the effectiveness of lawn water conservation programs.

Acknowledgements

The authors would like to thank the Village of Wellington, Florida for their interest and support in this pilot project. The rain-watered lawn signs, leaflets, and postcards that Wellington provided were a key feature of the project. We also greatly appreciate the cooperation of Jim Barnes from the Village of Wellington, Jim Harmon from the South Florida Water Management District, Chandra Pathak of the U.S. Army Corps of Engineers, and Charles Roberts and Maria Fadiman from Florida Atlantic University.

Appendix A. Supplementary data

Supplementary data related to this article can be found at http://dx.doi.org/10.1016/j.jenvman.2017.04.081.

References

Aisbett, Emma, Steinhauser, Ralf, 2014. Maintaining the common pool: voluntary water conservation in response to varying scarcity. Environ. Resour. Econ. 59 (2), 167–185.

Berry, L., Bloetscher, F., Hernández Hammer, N., Koch-Rose, M., Mitsova-Boneva, D., Restrepo, J., Root, T., Teegavarapu, R., 2011. Florida Water Management and Adaptation in the Face of Climate Change, Florida Climate Change Task Force. http://floridaclimate.org/water_management_pdf.php.

Brennan, Donna, Tapsuwan, Sorada, Ingram, Gordon, 2007. The welfare costs of urban outdoor water restrictions. Aust. J. Agric. Resour. Econ. 51 (3), 243–261. http://dx.doi.org/10.1111/j.1467-8489.2007.00395.x.

Castledine, A., Moeltner, K., Price, M.K., Stoddard, S., 2014. Free to choose: promoting conservation by relaxing outdoor watering restrictions. J. Econ. Behav. Organ. 107, 324–343.

Cheng, Zhiqiang, McCoy, Edward L., Grewal, Parwinder S., 2014. Water, sediment, and nutrient runoff from urban lawns established on disturbed subsoil or topsoil and managed with inorganic or organic fertilizers. Urban Ecosyst. 17 (1), 277–289. http://dx.doi.org/10.1007/s11252-013-0300-9.

Cooper, B., Burton, M., Crase, L., 2011. Urban water restrictions: attitudes and avoidance. Water Resour. Res. 47 (12) http://dx.doi.org/10.1029/2010WR010226.

De Oliver, M., 1999. Attitudes and inaction: a case study of the manifest demographics of urban water conservation. Environ. Behav. 31 (3), 372–394.

Dziegielewski, B., Kiefer, J.C., 2010. Appropriate design and evaluation of water use and conservation metrics and benchmarks. Am. Water Works Assoc. J. 102 (6), 66.

Groenfeldt, D., 2010. The next nexus: environmental ethics, water management and climate change. Water Altern. 3 (3), 575–586.

Haley, Melissa B., Dukes, Michael D., Miller, Grady L., 2007. Residential irrigation water use in central Florida. J. Irrigation Drainage Eng. 133 (5), 427–434.

Jia, Xinhua, Dukes, Michael D., Jacobs, Jennifer M., 2009. Bahiagrass crop coefficients from eddy correlation measurements in central Florida. Irrigation Sci. 28 (1), 5–15. http://dx.doi.org/10.1007/s00271-009-0176-x.

Jorgensen, B., Graymore, M., O'Toole, K., 2009. Household water use behavior: an integrated model. J. Environ. Manag. 91 (1), 227–236. http://dx.doi.org/10.1016/j.jenvman.2009.08.009.

Kenney, D.S., Klein, R.A., Clark, M.P., 2004. Use and effectiveness of municipal water restrictions during drought in Colorado. Am. Water Resour. Assoc. J. (JAWRA) 40 (1), 77–87. http://dx.doi.org/10.1111/j.1752-1688.2004.tb01011.x.

Milly, P.C., Betancourt, J., Falkenmark, M., Hirsch, R.M., Kundzewicz, Z.W., Lettenmaier, D.P., Stouffer, R.J., 2008. Climate change. Stationarity is dead: whither water management? Sci. (New York, N.Y.) 319 (5863), 573–574.

Milman, Anita, Polsky, Colin, 2016. Policy frameworks influencing outdoor water-use restrictions. JAWRA J. Am. Water Resour. Assoc. 52 (3), 605–619.

Pathak, C.S., 2001. Frequency Analysis of Daily Rainfall Maxima for Central and South Florida. Hydro Information Systems and Assessment Department. South Florida Water Management District, West Palm Beach, Florida.

Qaiser, K., Ahmad, S., Johnson, W., Batista, J., 2011. Evaluating the impact of water conservation on fate of outdoor water use: a study in an arid region. J. Environ. Manag. 92 (8), 2061–2068. http://dx.doi.org/10.1016/j.jenvman.2011.03.031.

Root, T.L., Survis, F.D., 2012. Human-climate-water interactions in the context of managing Florida's water supplies. Fla. Geogr. 43, 4–16.

Southwest Florida Water Management District, 2010. Media research and Evaluation of the Southwest Florida Water Management District's Water Conservation Public Awareness Campaign. Prepared by Salter Mitchell. Southwest Florida Water Management District (SWFWMD).

Survis, F.D., 2010. Residential Lawn Water Use and Lawn Irrigation Practices. Master's thesis. Florida Atlantic University, Wellington, FL. Retrieved from: http://fau.digital.flvc.org/islandora/object/fau%3A3536/datastream/OBJ/view/Residential_lawn_water_use_and_lawn_irrigation_practices.pdf.

Survis, F.D., Root, T.L., 2012. Evaluating the effectiveness of water restrictions: a case study from Southeast Florida. J. Environ. Manag. 112, 377–383. http://dx.doi.org/10.1016/j.jenvman.2012.08.010.

Syme, G.J., Nancarrow, B.E., Seligman, C., 2000. The evaluation of information campaigns to promote voluntary household water conservation. Eval. Rev. 24 (6), 539–578.

U.S. Census, 2015. State and County Quickfacts: Palm Beach County, Florida. Retrieved on July 21, 2015 from: http://quickfacts.census.gov.

Vickers, A., 2006. New directions in lawn and landscape water conservation. Am. Water Works Assoc. J. 98 (2), 56.

CORY LAKES

COMMUNITY DEVELOPMENT DISTRICT

14D

CORY LAKES COMMUNITY DEVELOPMENT DISTRICT

BOARD OF SUPERVISORS FISCAL YEAR 2020/2021 MEETING SCHEDULE

LOCATION

Cory Lake Beach Club, 10441 Cory Lake Drive, Tampa, Florida 33647

DATE	POTENTIAL DISCUSSION/FOCUS	TIME
October 15, 2020	**Virtual Regular Meeting**	**6:00 PM**
Join Zoom meeting: https://us02web.zoom.us/j/87867989816 **Meeting ID:** 878 6798 9816 **Dial by location:** 1-929-205-6099 **Meeting ID:** 878 6798 9816		
November 19, 2020	**Regular Meeting**	**6:00 PM**
December 10, 2020*	**Regular Meeting**	**6:00 PM**
January 21, 2021	**Regular Meeting**	**6:00 PM**
February 18, 2021	**Regular Meeting**	**6:00 PM**
March 18, 2021	**Regular Meeting**	**6:00 PM**
April 15, 2021	**Regular Meeting**	**6:00 PM**
May 20, 2021	**Regular Meeting**	**6:00 PM**
June 17, 2021	**Regular Meeting**	**6:00 PM**
July 15, 2021	**Regular Meeting**	**6:00 PM**
August 19, 2021	**Public Hearing & Regular Meeting**	**6:00 PM**
September 16, 2021	**Regular Meeting**	**6:00 PM**

***Exception:**

December Meeting Date is one week earlier